



Nanchtlat de Lázaro Cárdenas del Río
Estado Analítico del Ejercicio del Presupuesto de Egresos
Clasificación Administrativa



Del 1 de enero al 31 de Julio de 2017

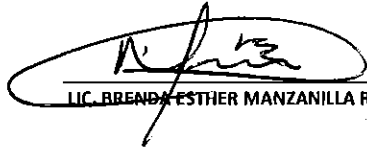
Concepto	Egresos					
	Aprobado	Ampliaciones / Reducciones	Modificado	Devengado	Pagado	Subejercicio
	1	2	3 = (1 + 2)	4	5	6 = (3 - 4)
Presidente Municipal	\$1,609,988.90	\$-18,140.00	\$1,591,848.90	\$920,653.25	\$843,450.65	\$671,195.65
Secretaría Particular	\$177,393.30	\$1,728.68	\$179,121.98	\$112,994.21	\$100,714.01	\$66,127.77
Oficina de Presidencia	\$3,216,789.05	\$2,872,797.61	\$6,089,586.66	\$3,460,866.75	\$3,439,459.05	\$2,628,719.91
Sindicato	\$1,167,036.70	\$-43,327.50	\$1,123,709.20	\$677,337.34	\$616,021.54	\$446,371.86
Area Jurídica	\$861,317.26	\$64,579.78	\$925,897.04	\$533,799.02	\$476,228.27	\$392,098.02
Participación Ciudadana	\$149,305.50	\$3,004.40	\$152,309.90	\$93,701.34	\$84,206.34	\$58,608.56
Oficina de Sindicatura	\$763,602.62	\$156,806.10	\$920,408.72	\$464,773.76	\$413,431.10	\$455,634.96
Regidor primero	\$769,180.15	\$-2,456.00	\$766,724.15	\$441,674.16	\$389,787.06	\$325,049.99
Oficina de Regiduría Primera	\$743,109.71	\$3,392.00	\$746,501.71	\$317,074.36	\$260,279.69	\$429,427.35
Regidor Segundo	\$826,580.15	\$-41,472.50	\$785,107.65	\$411,438.71	\$359,551.61	\$373,668.94
Oficina de Regiduría Segunda	\$1,434,586.21	\$68,140.43	\$1,502,726.64	\$714,143.16	\$627,354.48	\$788,583.48
Regiduría Tercera	\$811,180.15	\$13,865.50	\$825,045.65	\$463,012.91	\$411,125.81	\$362,032.74
Oficina de Regiduría Tercera	\$558,527.61	\$2,304.30	\$560,831.91	\$258,350.63	\$210,221.65	\$302,481.28
Secretario del Ayuntamiento	\$419,529.20	-	\$419,529.20	\$238,734.89	\$212,006.09	\$180,794.31
Archivo municipal	\$591,228.91	\$9,235.83	\$600,464.74	\$312,745.80	\$258,189.85	\$287,718.94
Oficina de Secretaría	\$591,143.19	\$103,317.48	\$694,460.67	\$505,479.63	\$466,703.48	\$188,981.04
Contrator Municipal	\$502,033.20	\$2,162.00	\$504,195.20	\$262,600.74	\$235,871.94	\$241,594.46
Oficina de Contraloría	\$547,218.47	\$-4,000.00	\$543,218.47	\$280,220.82	\$248,067.88	\$262,997.65
Agencias y subagencias	\$216,740.25	\$502.50	\$217,242.75	\$129,084.40	\$115,933.90	\$88,158.35
Acción Social	\$1,747,567.42	\$-88,343.16	\$1,659,224.26	\$916,527.25	\$785,652.08	\$742,697.01
Limpia Pública	\$9,589,333.90	\$654,228.10	\$10,443,562.00	\$5,860,430.57	\$5,129,640.41	\$4,583,131.43
Mercados	\$53,672.50	\$1,636.00	\$55,308.50	\$31,216.00	\$28,051.00	\$24,092.50
Oficialía mayor	\$623,385.20	\$2,320.00	\$625,705.20	\$331,137.25	\$277,276.15	\$294,567.95
Parques y Jardines	\$1,184,125.02	\$168,476.81	\$1,352,601.83	\$895,037.78	\$799,145.73	\$457,564.05
Patrimonio	\$452,578.05	\$159.20	\$452,737.25	\$225,802.59	\$183,763.91	\$226,934.66
Recursos Humanos	\$17,729,339.38	\$-445,890.92	\$17,283,448.44	\$7,134,683.56	\$6,301,676.83	\$10,148,764.88
Recursos Materiales	\$632,863.08	\$5,607.73	\$638,470.81	\$318,887.81	\$274,566.21	\$319,583.00
Unidad de Acceso a la Información pública	\$159,303.75	\$37,732.00	\$197,035.75	\$121,549.60	\$115,236.10	\$75,486.15
Protección Civil	\$2,523,310.54	\$17,725.24	\$2,541,035.78	\$1,405,963.43	\$1,250,034.30	\$1,135,072.35
Biblioteca	\$980,589.19	\$9,062.50	\$989,651.69	\$568,530.69	\$475,176.82	\$421,121.00
Cementerios	\$821,547.77	\$21,790.08	\$843,337.85	\$496,442.76	\$430,692.84	\$346,895.09
Ciencia y Tecnología	\$975,985.69	\$-37,793.53	\$938,192.16	\$458,215.76	\$414,758.17	\$479,976.40

000076

Comunicación social	\$1,524,232.77	\$1,310,914.70	\$2,835,147.47	\$1,711,100.36	\$1,481,961.51	\$1,124,047.11
Cons. Cons. Ciudadano	\$1,982,875.14	\$2,339.83	\$1,985,214.97	\$1,025,879.81	\$854,347.83	\$959,335.16
Gobernacion	\$618,059.89	\$10,870.00	\$628,929.89	\$306,465.05	\$257,918.90	\$322,464.84
Intendencia	\$1,007,216.33	\$2,339.83	\$1,009,556.16	\$543,585.22	\$499,383.12	\$465,970.94
Comercio	\$119,957.10	-	\$119,957.10	\$52,796.40	\$47,787.00	\$67,160.70
Capacidades Diferentes	\$129,817.50	\$560.28	\$130,377.78	\$62,281.28	\$52,786.28	\$68,096.50
Casa de Cultura	\$707,392.98	\$4,249.85	\$711,642.83	\$327,810.96	\$269,177.01	\$383,831.87
Ecología	\$286,203.76	\$8,929.52	\$295,133.28	\$153,517.09	\$124,442.52	\$141,616.19
Fomento Educativo,Deportivo	\$1,229,143.73	\$8,305.11	\$1,237,448.84	\$646,965.87	\$562,485.99	\$590,482.97
Instituto de la mujer	\$282,065.86	\$1,343.00	\$283,408.86	\$143,529.14	\$123,809.00	\$139,879.72
Programas Federales para Desarrollo social	\$777,527.54	\$7,920.83	\$785,448.37	\$446,681.99	\$387,151.28	\$338,766.38
Salud Municipal	\$140,041.50	\$1,500.00	\$141,541.50	\$66,810.67	\$57,315.67	\$74,730.83
DIF Municipal	\$7,450,325.43	\$-32,027.70	\$7,418,297.73	\$3,136,091.00	\$3,094,073.90	\$4,282,206.73
Registro civil	\$736,392.28	\$10,839.60	\$747,231.88	\$432,806.99	\$377,484.91	\$314,424.89
Obras Publicas	\$27,035,860.84	\$10,543,292.84	\$37,579,153.68	\$9,244,002.03	\$9,060,983.52	\$28,335,151.65
Alumbrado	\$7,220,281.34	\$1,105,125.01	\$8,325,406.35	\$5,618,185.29	\$5,512,197.45	\$2,707,221.06
Mantenimiento Civil	\$5,718,974.75	\$352,488.54	\$6,071,463.29	\$3,345,549.36	\$3,044,631.10	\$2,725,913.93
Tesorería	\$14,088,598.45	\$-349,899.29	\$13,738,699.16	\$6,980,988.00	\$6,716,641.59	\$6,757,711.16
Catastro	\$883,447.73	\$8,321.67	\$891,769.40	\$576,328.70	\$497,290.33	\$315,440.70
Total del Gasto	\$126,368,606.92	\$16,736,664.28	\$142,106,071.20	\$64,184,486.14	\$59,266,143.84	\$77,920,586.06



PRESIDENTA MUNICIPAL


LIC. BRENDA ESTHER MANZANILLA RICO


TESORERO MUNICIPAL


L.C. JESÚS ADOLFO GARCÍA MIJANGOS

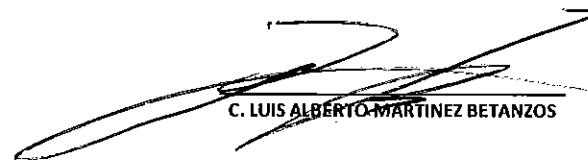


Comisión de Hacienda Municipal
SISTEMA DE CONTROL INSTITUCIONAL
NANCHITAL DE LAZARO CÁRDENAS DEL RÍO
2014-2017
PRESIDENCIA MUNICIPAL

SÍNDICO


C. EUSEBIO RUIZ RUIZ

REGIDOR DE HACIENDA Y PATRIMONIO MUNICIPAL


C. LUIS ALBERTO MARTÍNEZ BETANZOS

000077